

NT41

SAUL'S CONVERSION

INCLUSIVE BIBLE LESSON



LESSON PLAN INFORMATION

BIBLE PASSAGE:

Acts 9:1-19

OBJECTIVES:

To see how God can transform anyone, no matter their past.

--

To recognize that God's forgiveness is available to everyone.

--

To learn that we can trust God to guide us, just as He guided Saul.

LESSON PLAN

This lesson is designed to complement the resources found in Trueway Kids' lessons on 'Saul's Conversion', which you can access and download for free at: <https://truewaykids.com/saul-becomes-paul/>

This lesson offers a diverse range of resources and activities that enrich the story in various engaging ways. We encourage you to select the resources and activities that will best suit the needs and interests of your specific group of children, ensuring an enjoyable and educational experience for all.

1. WELCOME AND INTRODUCTION:

- Warmly welcome each child by name.
- Introduce the day's lesson visually on the schedule

DOWNLOAD GRAPHIC FROM: <https://truewaykids.com/visual-schedule/>

- Use simple, child-friendly language to set the stage for the lesson. Say something like, "Do you think things or people can change? Today, we're going to hear an amazing story about a man named Saul. Saul didn't like people who followed Jesus. He even tried to stop them from talking about Jesus! But something incredible happened to Saul that changed him forever. God helped him become a new person, later he even had new name—Paul! Let's find out how God changed Saul's heart and how God can change us too!"

2. PRAYER:

Start with a simple and short prayer. Encourage the children to repeat after you. This provides a calm, focused start to the session.

3. INTERACTIVE STUDY TIME:

INTRODUCTION: EVERYONE CAN CHANGE

- Start with an activity where children pick a coloured strip of paper that represents their current mood (happy, sad, excited, etc.). Encourage them to share why they chose that colour if they feel comfortable.
- Explain that just like our feelings can change, people can change too. Introduce the story of Saul as an example of how God can transform lives.

UNDERSTANDING SAUL'S PAST

- Use visual aids, such as pictures to explain how Saul (later Paul) wanted to stop the spread of Christianity and approved of harming those who followed Jesus.
- Use props like a scroll to represent Saul's mission to stop Christians or a small chain to symbolize arresting people.
- Ask questions like, "What do you think it means to persecute someone?" and "How do you think Christians felt about Saul back then?"
- Discuss how they would feel if someone tried to stop them from talking about Jesus. Ask them how they think God would respond to someone like Saul.

SENSORY STORYTELLING: ACTS 9 - SAUL'S JOURNEY TO DAMASCUS

- Create a simple path using tape or a chart on the floor and have the children walk it as if they are Saul traveling to Damascus.
- Use a flashlight to represent the heavenly light that blinded Saul. Encourage children to close their eyes to imagine Saul's experience.
- In a safe, open space, allow the children to gently sit or lie down, pretending to be Saul struck down by the light.
- Read aloud, "Saul, Saul, why do you persecute me?"
- Set up a simple obstacle course. Pair the children up so one child closes their eyes while the other guides them through the course, illustrating Saul's need for help after losing his sight.
- Discuss how Saul had to rely on others and how it might have felt to be suddenly blind and dependent on others for help.

GOD FORGIVES THOSE WHO DO WRONG

- Share how Saul, who persecuted Christians, was forgiven by God. Highlight that no matter what we have done, God is willing to forgive us if we turn to Him.
- Encourage the children to think about times they have made mistakes and needed forgiveness, discussing how it feels to be forgiven.

HOW WOULD ANANIAS FEEL?

- Discuss how Ananias might have felt approaching Saul, knowing his past but trusting God's plan.
- Encourage children to think of a time when forgiving someone was hard and discuss the courage it took for Ananias to forgive Saul.

TRANSFORMATION

- Show pictures of the steps of a caterpillar turning into a butterfly and a tadpole transforming into a frog. Discuss these natural transformations and how they represent becoming something new and different.
- Draw a parallel to Saul's transformation into Paul the Apostle after his encounter with Christ. Explain that just like the caterpillar becomes a butterfly and the tadpole becomes a frog, Saul became a new person in Christ.
- Learn and memorize the verse together: "Therefore, if anyone is in Christ, the new creation has come: The old has gone, the new is here!" (2 Corinthians 5:17).

- Ask questions like, "What does it mean to be a new creation in Christ?" Encourage them to think of ways they can show they are changing and growing to be more like Jesus, such as choosing kindness, helping others, or forgiving someone.

CLOSING QUESTIONS

1. Why was Saul traveling to Damascus?
2. What happened to Saul on the road to Damascus?
3. How did Saul's life change after he met Jesus?
4. What does it mean to be a "new creation" in Christ?
5. Why is it important to forgive others, like Ananias forgave Saul?
6. How can we let God change our hearts and actions like He did with Saul?

4. CRAFT ACTIVITY: “BLINDING LIGHT” SUN CATCHER



WHAT YOU NEED:

- Sticky back plastic (or clear plastic pockets)
- PVA glue
- Tissue paper
- Construction paper
- Scissors
- String or ribbon (optional for hanging)

WHAT TO DO:

1. Cut out any shape frame from the construction paper.
2. Lay the sticky back plastic (or plastic pocket) flat with the sticky side facing onto the frame. If you're using a clear plastic pocket, apply a thin layer of PVA glue to the surface so the tissue paper can stick.
3. Tear tissue paper into small pieces and stick onto plastic.
4. Add String for Hanging (Optional)

TIPS:

- For younger children or those with fine motor difficulties, pre-cut the tissue paper pieces or offer larger pieces to make sticking easier.
- Provide a simple design to follow for children who need extra guidance, such as a circle pattern for the light.
- Talk with the children about the moment Saul saw the bright light and how it changed his life forever, just like the light shining through the sun catcher.

5. ACTIVITY STATION FREE PLAY:

For this part of the session, you can set up several activity stations. This allows children to choose what they want to do based on their interests, providing a variety of options that cater to different learning styles and abilities.

Here are some ideas:

LIGHT AND DARKNESS PATH:

Provide black construction paper, white paper, and flashlights. Create a path using black construction paper on the floor and scatter white paper "stepping stones" on top of it.

Children take turns using a flashlight to navigate the path, stepping only on the white papers. The flashlight represents God's light guiding Saul on his journey.

Discuss how Saul was physically blinded but found a new path with God's guidance, just like the flashlight helps them find the way in the dark.



WATER PLAY - WASHING AWAY THE OLD:

Fill a water table or large container with water. Draw negative behaviours (like anger, lying etc) on a plastic object with a washable marker.

Allow children to wash away the marks, symbolizing the washing away of sins and Saul's transformation.



MEMORY VERSE PUZZLE:

Create large puzzle pieces with parts of 2 Corinthians 5:17 ("Therefore, if anyone is in Christ, the new creation has come: The old has gone, the new is here!").

Scatter the puzzle pieces around the room. Children work together to find the pieces and put the verse in the correct order.

Once the puzzle is complete, read the verse aloud together and discuss its meaning in the context of Saul's story.



GUIDED MAZE:

Place objects around the room to create a maze-like path. Give each child a blindfold and assign a partner to guide them through the path using only verbal instructions.

Discuss how Saul had to trust others and how sometimes we need to trust God and others to guide us when we can't see the way forward.




TRANSFORMATION MATCH-UP:

Print and cut out pairs of cards showing images of things that transform (e.g., caterpillar to butterfly, tadpole to frog, acorn to oak tree).

Scatter the cards face down around the room. Children take turns flipping over two cards at a time, trying to find matching transformation pairs.

After finding all the pairs, discuss how these transformations are similar to Saul's change when he met Jesus and how we, too, can be transformed by God.



BUILDING NEW CREATIONS:

Provide various building materials (blocks or clay) and ask children to build something "new" out of the pieces. Encourage them to use their imagination and creativity to transform the materials into something different.

As children build, talk about how God took Saul's life and made something new and beautiful out of it. Encourage them to think about what it means to be a "new creation" in Christ.

Discuss how God can take all of us, no matter who we are or what we've done, and create something beautiful and new.



CHANGE IN A JAR:

Provide small jars or clear cups, water, and food colouring or paint. Have children fill their jars with water, then slowly add drops of food colouring to see the water change colour.

Explain that just like the water changes colour with each drop, our lives can be changed by the influence of God's love and guidance.

Discuss how little changes can make a big difference in our lives and how Saul's encounter with Jesus completely changed him, just like the water changes colour.



WORKSHEETS AND COLOURING PAGES:

In Section 7 – You will find Worksheets and resources to use with this lesson. Refer to main lesson pack for additional pages:

<https://truewaykids.com/saul-becomes-paul/>

6. CLOSING PRAYER:

EXAMPLE PRAYER WITH HAND ACTIONS:

"DEAR GOD, THANK YOU FOR CHANGING SAUL'S HEART."

- **"Dear God"**: Point upwards.
- **"Thank you for changing Saul's heart"**: Place hands over your heart.

"HELP US TO SEE YOUR LIGHT AND FOLLOW YOU."

- **"Help us to see"**: Place hand above eyes like you're looking far away.
- **"Your light"**: Make a shining light motion with hands.
- **"And follow you"**: Walk in place.

"TEACH US TO FORGIVE OTHERS, JUST LIKE YOU FORGAVE SAUL."

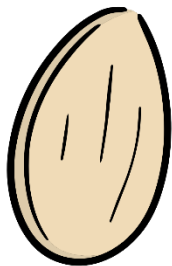


- **"Teach us to forgive"**: Open arms wide.
- **"Others"**: Point to people around you.
- **"Just like you forgave Saul"**: Place hands over your heart again.

"IN JESUS' NAME, AMEN."

- **"In Jesus' name"**: Point upwards again.
- **"Amen"**: Hands together in a praying position.

7. ADDITIONAL RESOURCES


1. Transformation matching cards
2. Story Images
3. Worksheets





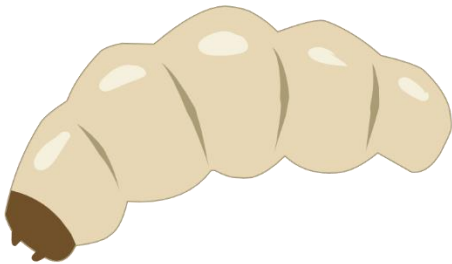






Draw Saul's face before and after his transformation



Match the transformations



Circle the Correct Answer

Saul was traveling to Damascus on a:



Saul saw a:



What was Saul going to do to Christians?










After Saul could not:



God sent Ananias to do what for Paul:



Colour the objects that make light



Who are You, Lord?" Saul asked.
"I am Jesus, whom you are persecuting,"
He replied. - Acts 9:5



Legal Disclaimer and Copyright Notice:

Trueway Kids is provided as a toolkit to aid in teaching children the Bible. As the user of this program, you are fully responsible for adherence to all local laws, regulations, and safety procedures pertaining to your specific setting. It is your responsibility to conduct thorough risk assessments to ensure the safety and well-being of all participants.

By choosing to use this program, you accept and agree to take full responsibility for any and all outcomes resulting from its use. Trueway Kids, disclaim any liability for any damages, losses, or injuries that may arise from the use of this program.

Copyright Notice:

All materials contained within this program are the property of Trueway Kids and are protected by copyright laws. You are welcome to reproduce and use these materials for personal, educational, ministry, or church use only. Any reproduction, retransmission, or republication of all or part of any document found in this program is expressly prohibited, unless Trueway Kids has explicitly granted its prior written consent.

It is not permitted to distribute, modify, transmit, reuse, repost, or use the contents of the program for public or commercial purposes, including the text, images, audio, or video, without the written permission of Trueway Kids.

All copyright and other proprietary notices contained in the original materials must be retained on any copies of the materials. Unauthorized use of any material within the program may violate copyright laws, trademark laws, laws of privacy and publicity, and other regulations and statutes.

Please contact us directly at Trueway Kids for any additional permissions or clarifications.

©Trueway Kids. All rights reserved.