

FURNITURE SCHEDULE

Item Code	Type	Material		L x W x H
C-A1d	BOOTH BACK TO BACK-47"	OAK / CYPRUS / BARRAS	PANDA VENDOR	47" L X 34 1/8" H
C-A4b	A-FRAME SINGLE BOOTH	OAK / CYPRUS / BARRAS	PANDA VENDOR	47" W X 23" D X 17" H
C-A4d	A-FRAME DOUBLE BOOTH	OAK / CYPRUS / BARRAS	PANDA VENDOR	47" W X 23" D X 17" H
DS-1	FREE STANDING SHELF	WOOD SHELF W/ METAL FRAME	PANDA VENDOR	2'-10" L X 12" W 66" H
T-B36c	4 TOP TABLE	QUARTZ - CORIAN BROADWAY BLACK - COREDRILL	PANDA VENDOR	48" W X 24" D X 30" H
T-B3c3	4 TOP TABLE - ADA	QUARTZ - CORIAN BROADWAY BLACK - COREDRILL	PANDA VENDOR	48" W X 30" D X 30" H
T-E1a2	COMMUNITY TABLE	QUARTZ - CORIAN LONDON SKY - COREDRILL	PANDA VENDOR	6'-0" L X 28" W X 34" H
F-A4b	RIGHT BROOM HOLDER	OAK W/ LONDON SKY TOP	PANDA VENDOR	20" W X 27" D X 48" H
F-B1	TRASH LINER W/ CASTERS		PANDA VENDOR	

CHAIR SCHEDULE

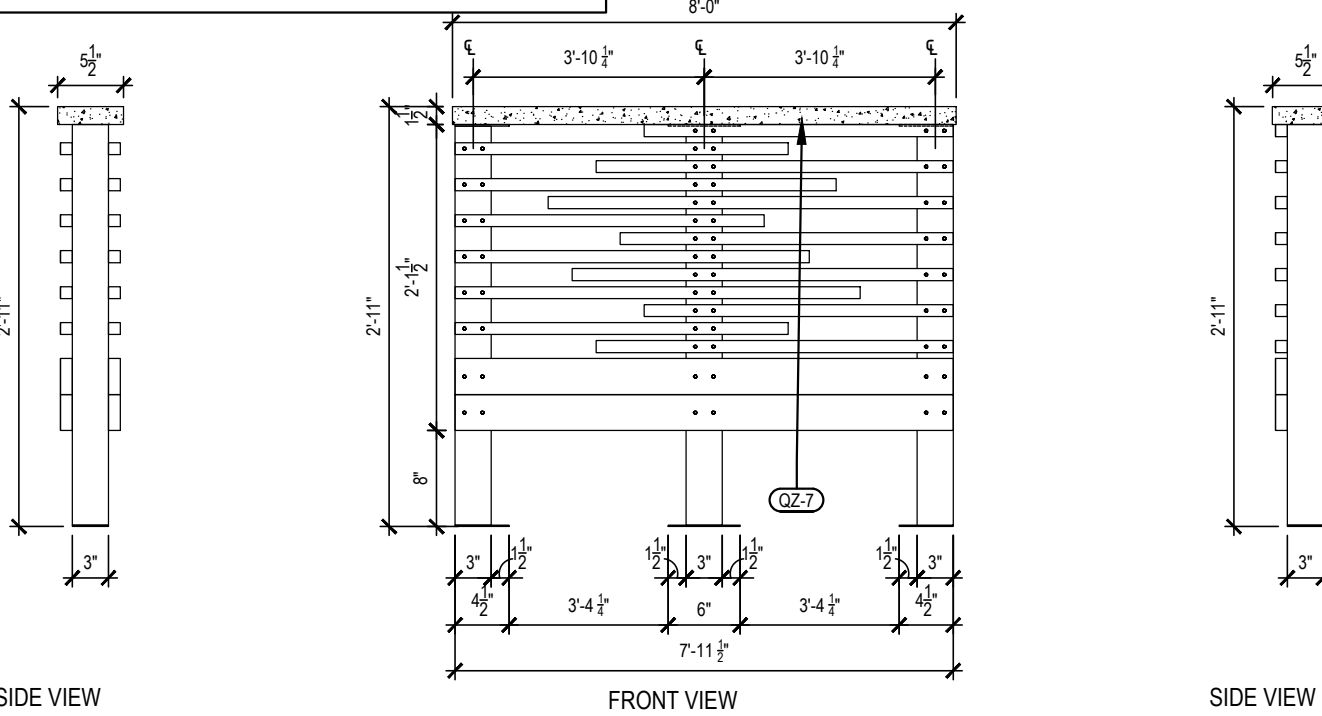
Item Code	Type	Material		L x W x H
OAK PALLET				
C22	PANDA COUNTER STOOL- NO BACK	OAK (PREFERRED STOOL)	PANDA VENDOR	22" H

OUTDOOR FURNITURE & ARCH. ELEMENTS

OC1	OUTDOOR CHAIR		PANDA VENDOR	22-7/8" x 22-1/2" x 35-3/8" / (17-3/8"
OC3	OUTDOOR BENCH		PANDA VENDOR	7'-4" x 22" H
ODB1	A-FRAME DOUBLE BOOTH		PANDA VENDOR	59" W X 23" D X 17" H
ODT3	OUTDOOR COMMUNITY TABLE	QUARTZ - CORIAN LONDON SKY - COREDRILL	PANDA VENDOR	6'-0" L X 28" W X 34" H
OT1	4 TOP OUTDOOR TABLE		PANDA VENDOR	48" x 24" 30"
OT2	4 TOP OUTDOOR TABLE (ADA)		PANDA VENDOR	48" x 24" 30"
OT3	2 TOP ROUND OUTDOOR TABLE		PANDA VENDOR	24" x 30"

NOTE:
PANDA TEAM TO SELECT CHAIR PALLET WITH
MANUFACTURER

G.C. TO CONTACT RICHFIELD INC.
1325 EAST FRANKLIN AVE. POMONA, CALIFORNIA 91766
TEL: 626.810.1819
FAX: 626.964.0272
WWW.RICHFIELDINC.COM



SOLID WOOD SLATS DIVIDER LOW WALL WITH QUARTZ TOP

DIVIDER LOW WALL WITH QUARTZ TOP

4

Scale= 3/4" = 1'-0"

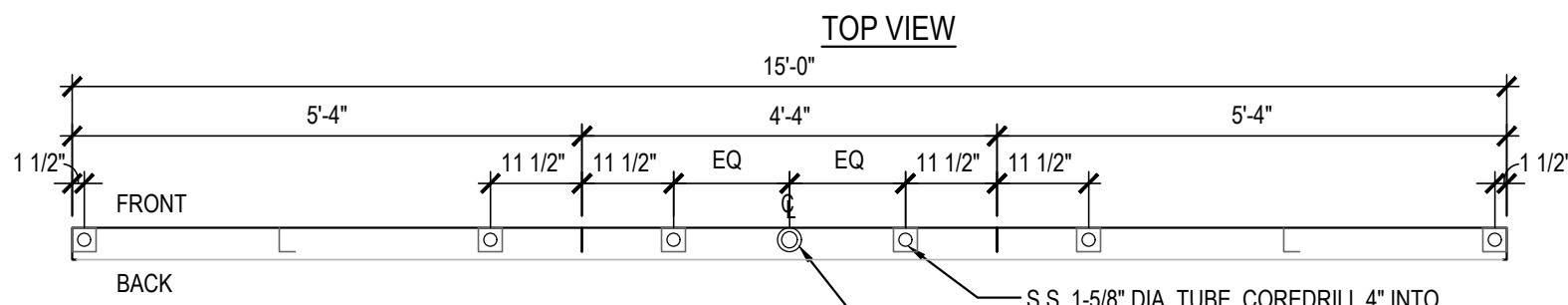
A-109

COMMUNITY TABLE ISOMETRIC

3

Scale= 3/4" = 1'-0"

A-109



SS 1-5/8" DIA. TUBE COREDRILL 4" INTO
FINISH FLOOR. TYP. REF. DETAIL: 17 / A-404

3" DIA. FLANGE 1" CONDUIT BOLT TO F.F.
REF: A-102 FOR STUB OUT DIMENSIONS

PRE-DRILLTHRU
HOLES FOR EMT. TYP.

J-BOX PROVIDE BY
ELECTRICIAN. MIN. 12" A.F.F.

RIGID CONDUIT, 8" ABOVE FLOOR.
SEAL TITE CONDUIT TO BE USED FOR
OUTLET CONNECTIONS IN LOW WALL.
REFERENCE ELECTRICAL DRAWINGS
FOR ADDITIONAL INFORMATION.

J-BOX PROVIDE BY
ELECTRICIAN. MIN. 12" A.F.F.
JOIN PANELS W/ S.S BOLTS & NUTS.

1" ELEC. STUB OUT W/ 3" FLANGE BOLT
TO F.F. APPLY SILICON BETWEEN SS.
FLANGE AND TILE BEFORE BOLT DOWN

OUTLETS TO BE INSTALLED AT INSIDE OF STUD TO
BE POSITIONED FOR MAXIMUM DEPTH ALLOWANCE
FOR EQUIPMENT PLEASE VERIFY WITH PANDA
PROJECT MANAGER IF UN-CLEAR

SECTION VIEW

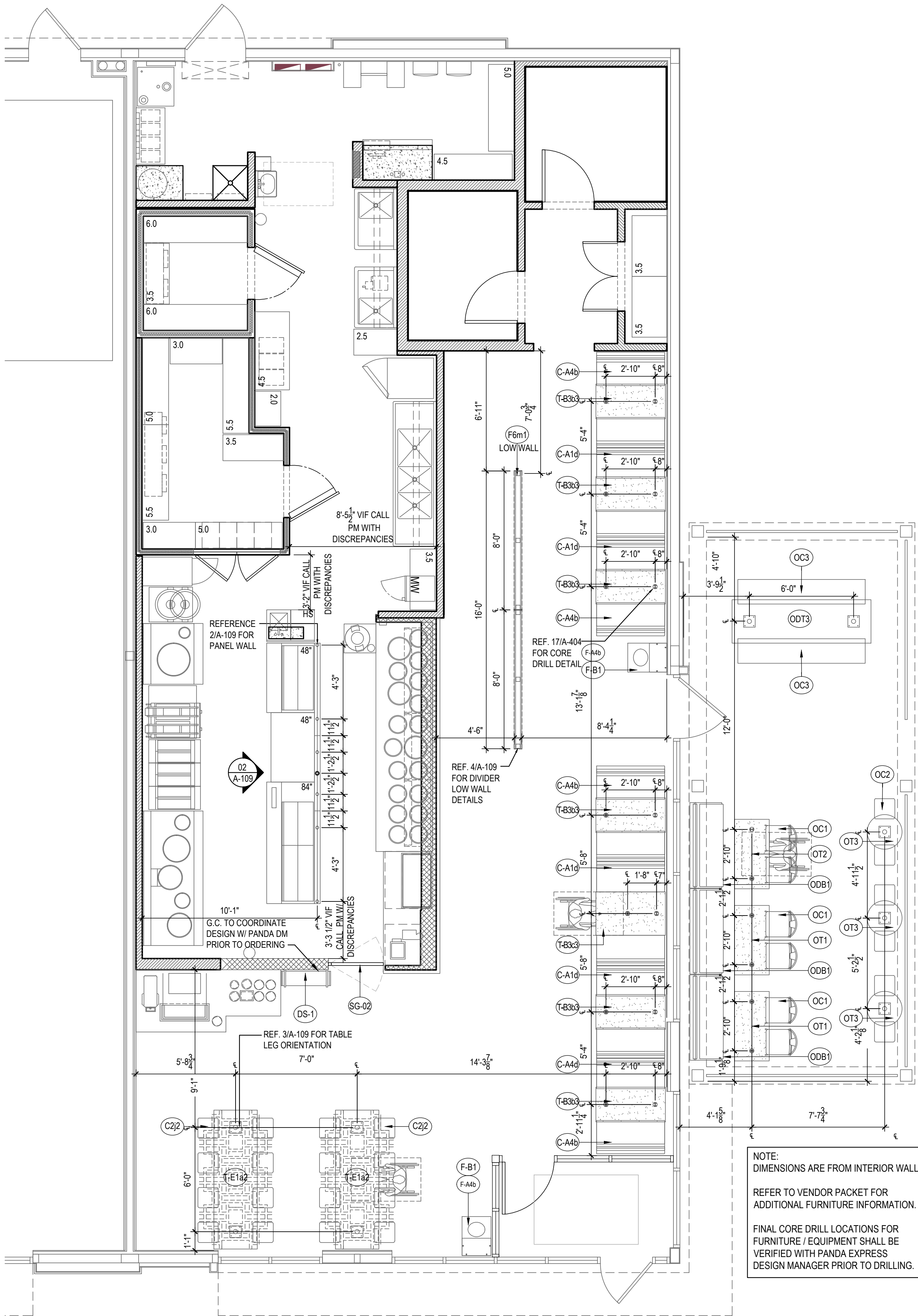
ISOMETRIC VIEW

STAINLESS STEEL OUTLET PANEL

2

Scale= NTS

A-109



NOTE:
DIMENSIONS ARE FROM INTERIOR WALL
REFER TO VENDOR PACKET FOR
ADDITIONAL FURNITURE INFORMATION.
FINAL CORE DRILL LOCATIONS FOR
FURNITURE / EQUIPMENT SHALL BE
VERIFIED WITH PANDA EXPRESS
DESIGN MANAGER PRIOR TO DRILLING.

FURNITURE LOCATION PLAN

1

Scale= 1/4" = 1'-0"

A-109



PANDA EXPRESS, INC.
1683 Walnut Grove Ave.
Rosemead, California
91770
Telephone: 626.799.9898
Facsimile: 626.372.8288

All ideas, designs, arrangement and plans indicated or
represented by this drawing are the property of Panda
Express Inc. and were created for use on this specific project.
None of these ideas, designs, arrangements or plans may be
used by or disclosed to any person, firm, or corporation
without the written permission of Panda Express Inc.

REVISIONS:

ISSUE DATE:

LANDLORD REVIEW	03-04-2022
FINAL LANDLORD REV.	06-20-2022
PERMIT	07-19-2022
BID SET	10-06-2022
CONSTRUCTION SET	01-16-2023

DRAWN BY: TD

PANDA PROJECT #: D7861

ARCH PROJECT #: JCDT21-0268

I certify that these documents were prepared or approved by me, and that I am a
duly licensed architect/engineer under the laws of the State of Maryland, license
number 20249, expiration date 2/10/2024

NORR
ARCHITECTS • ENGINEERS • PLANNERS

PANDA EXPRESS

TRUE WARM & WELCOME
10300 Mill Run Circle
Owings Mills, MD 21117

A-109

FURNITURE PLAN

TRUE WARM & WELCOME 2300 R6 RR

CONSTRUCTION SET

01-16-2023